



Fagen Friedman & Fulfrosts LLP

2020 Title IX Regulations: Investigator Training

Jacqueline Litra, F3 Law



F3law.com

Housekeeping

- **Presentation Materials:** All slides will be emailed to registrants after training in a format you can post.
- **Technical Issues:** If you experience technical issues, please let us know in the chat.
- **Toolkit:** If you are interested in purchasing the toolkit, please reach out to communications@f3law.com following the session. All toolkits will be delivered electronically in 2 weeks.



Agenda

- Investigator responsibilities
- Conducting Impartial Investigations
- Relevancy
- Requirements & Best Practices
- Sharing Evidence
- Preparing Investigative Report



Initial Training Review

- Definition of Title IX sexual Harassment
- Scope of Education Program/Activity



Title IX Sexual Harassment

- Employee quid pro quo
- Hostile environment (newly defined)
- Clery/VAWA "Big 4"



Title IX Sexual Harassment Hostile Environment

Unwelcome conduct determined by a reasonable person to be **so severe, pervasive, and objectively offensive that it effectively denies a person's equal access to the school's education program or activity**





TITLE IX INVESTIGATOR RESPONSIBILITIES



Investigator Responsibilities

- Identify and interview parties and witnesses
- Gather and assess evidence
- Share evidence with parties and provide for written response
- Draft and transmit investigative report



Investigator SKILLS



- Avoid Bias
- Preparation
- Consistent Application of Procedures



CONDUCTING IMPARTIAL INVESTIGATIONS



Who should investigate?

- Trained, unbiased investigator
 - No actual or perceived conflict of interest
 - Check “institutional interests”
 - No presumption for or against any party
- Appeal can be based on bias or conflict of interest that affected the outcome



Neutrality Required

The Title IX Investigator must not have a conflict of interest or bias for or against Complainants or Respondents generally or for or against any individual Complainant or Respondent. And that they not prejudge any matter before them.



Investigator Skill – Avoiding Bias

- Implicit Bias – unconscious & unintentional
- Awareness to Combat Bias
- Check thought process and decisions for bias
 - Take notes
 - Articulate reasoning



Confirmation Bias



Priming



So_p



Anchoring

Together, a bat and a ball cost \$1.10.

The bat costs \$1 more than the ball.

How much does the ball cost? _____



Investigator Skill – Avoiding Bias

- Intuition vs. Deliberation
- Other
- Changing Bias



Conflict of Interest

- Flexibility to choose employees or outsource adjudication functions
- No *per se* prohibited conflicts of interest when using school employees or individuals with histories of working in field of sexual violence as decisionmaker
- Caution against using generalizations to identify conflict of interest



**Investigator signed the formal
complaint as Title IX
Coordinator.**

Is that a conflict of interest?



Investigator attends the same church as Parker.

Is that a conflict of interest?



**Investigator previously
worked as a victim advocate.**

Is that a conflict of interest?



**Investigator serves as ADA
compliance officer.**

Is that a conflict of interest?



What Might be Bias, Conflict, Prejudgment?

- Using sex stereotypes
- Placing the burden of proof on one party
- Unauthorized interim suspensions or other penalties before conclusion of grievance process



Sex Stereotypes

- Must not rely on sex stereotypes such as:
 - Women are “asking for it” based on actions or clothing
 - Men cannot be sexually assaulted
 - Women only decide they were assaulted after the fact due to regret or embarrassment
 - Men are more likely to be sexual aggressors
- Consider intersection of sex stereotypes with race, ability, sexuality, and gender identity



What Likely Is Not...

- Deciding an allegation warrants an investigation
- Being an employee (and even attorney)
- Finding in favor of one party over another



Standard

- Declined to define “bias,” “conflict of interest,” “prejudice”
- The Department encourages recipients to apply an objective (whether a reasonable person would believe bias exists), common sense approach to evaluating whether a particular person serving in a Title IX role is biased, exercising caution not to apply generalizations that might unreasonably conclude that bias exists....



Formal Complaint

- Written notice to all known parties
 - Grievance process
 - Allegations
 - Respondent presumed not responsible
 - Right to advisor
 - Right to inspect/review evidence
 - Notice of provision on false statements



Gathering Evidence



Issues of Relevance



Issues of Relevance

- Must objectively evaluate all evidence and make determinations on relevancy
- Includes inculpatory and exculpatory evidence
 - Inculpatory: tends to prove policy violation
 - Exculpatory: tends to exonerate the accused



Determining Relevance

- Evidence is generally considered relevant if it has value in proving or disproving a fact at issue
- Consider all relevant evidence
- Exceptions
 - Sexual behavior (except in limited situations)
 - Legal privilege
 - Treatment records



Rape Shield Law

- Exclude evidence of Complainant's sexual behavior or predisposition
- Two narrow exceptions
- Does not apply to Respondent



Treatment Records

- Can't access, consider, disclose, or use records
- Made by a physician, psychologist, or other recognized professional
- Which are made and maintained in connection with the provision of treatment,
- Unless the party gives voluntary, written consent



Investigation

- Must contain specific elements
- Must treat parties equally
- Must end in a report, a written decision from the decisionmaker, and the opportunity to appeal



Legally Privileged Information

- Cannot use questions or evidence that seek disclosure of legally privileged information, unless waived
- Consider:
 - Attorney-client communication
 - Privilege against self-incrimination
 - Confessions to a clergy member or religious figure
 - Spousal privilege
 - Confidentiality and trade secrets



INVESTIGATION: REQUIRED ELEMENTS



Investigation

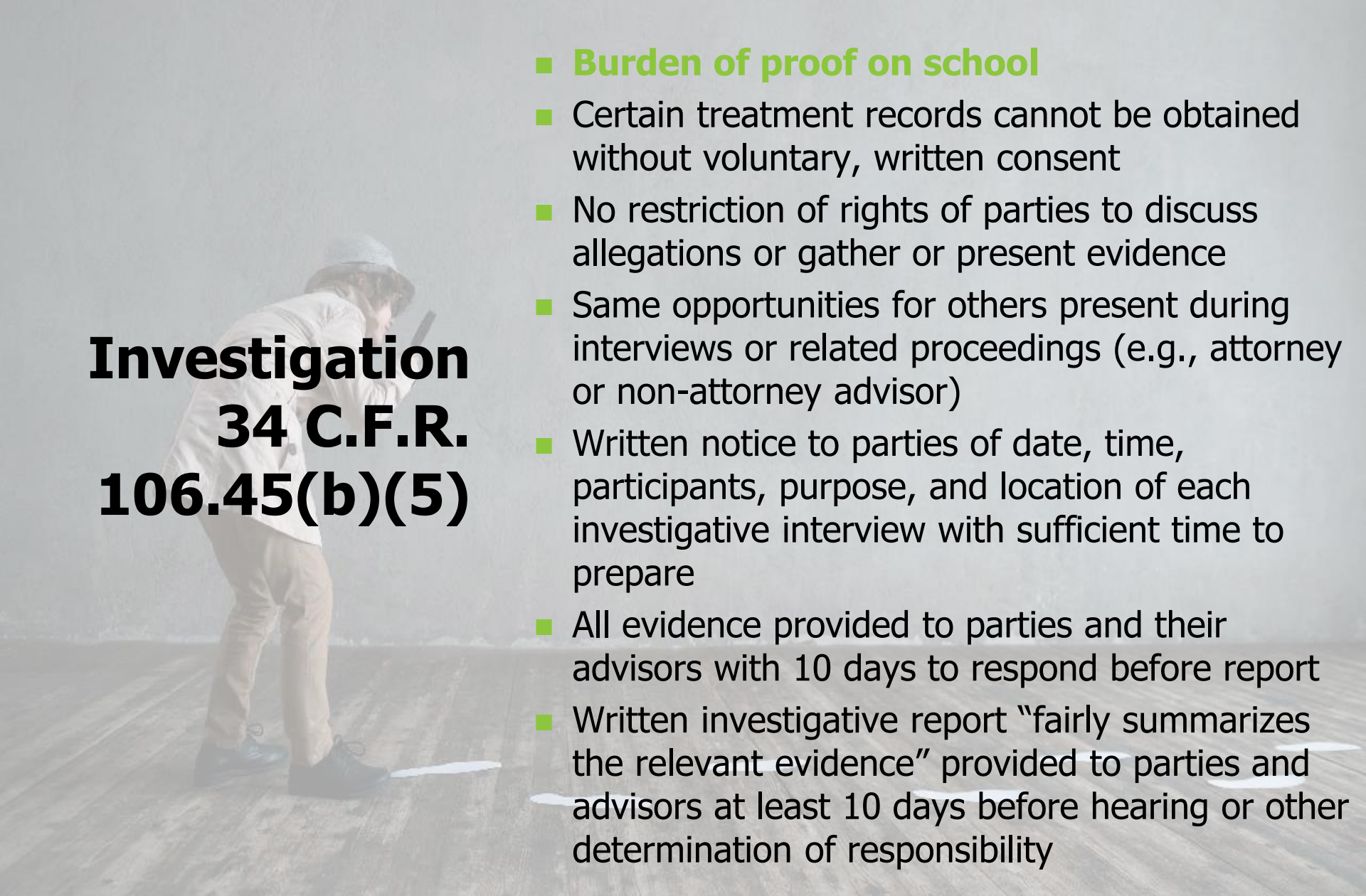
- Must contain specific elements
- Must treat parties equally
- Must end in a report, a written decision from the decisionmaker, and the opportunity to appeal



During the investigation, the Complainant is responsible for providing evidence to support the complaint.

True or False?





Investigation 34 C.F.R. 106.45(b)(5)

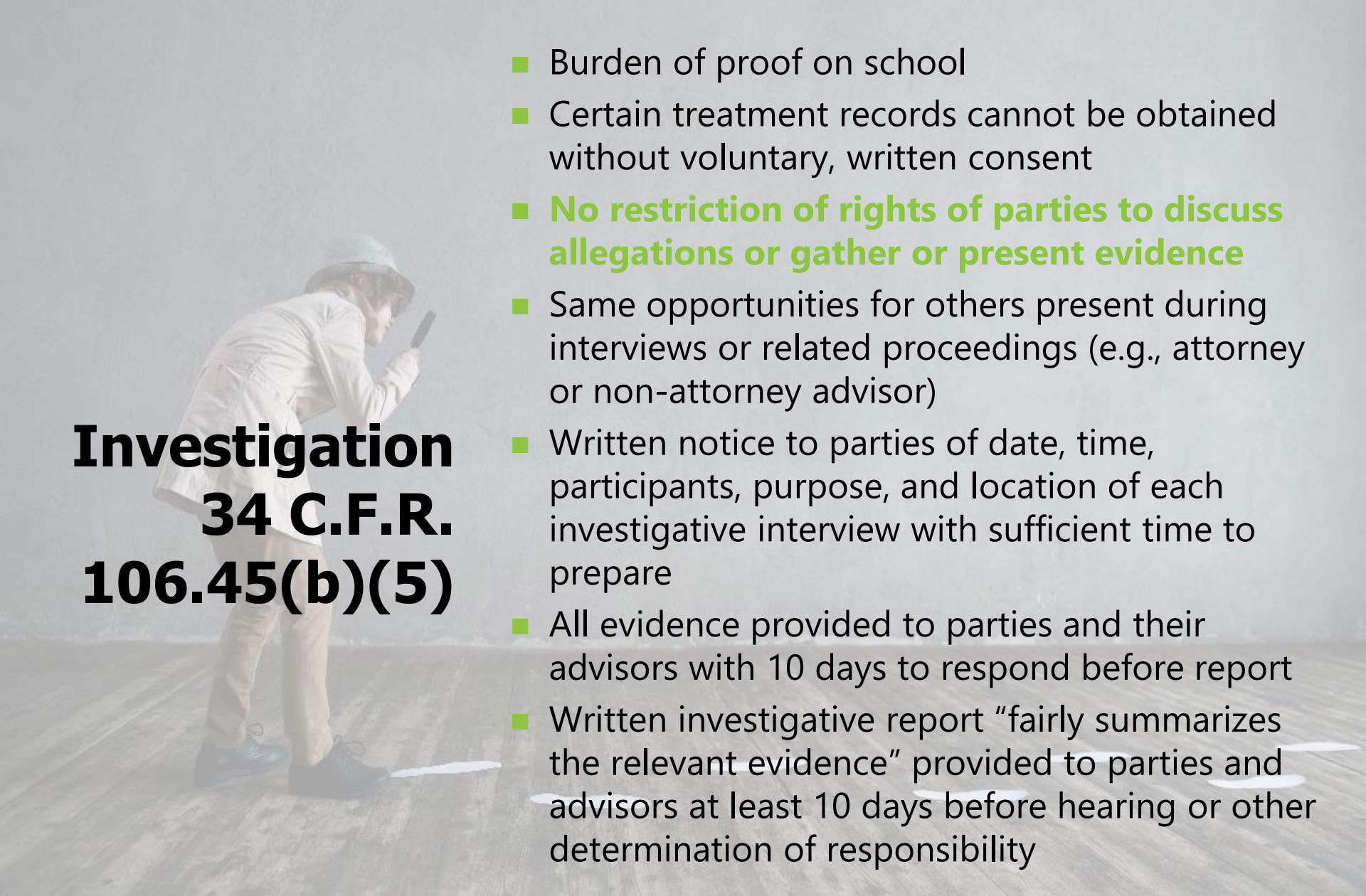
- **Burden of proof on school**
- Certain treatment records cannot be obtained without voluntary, written consent
- No restriction of rights of parties to discuss allegations or gather or present evidence
- Same opportunities for others present during interviews or related proceedings (e.g., attorney or non-attorney advisor)
- Written notice to parties of date, time, participants, purpose, and location of each investigative interview with sufficient time to prepare
- All evidence provided to parties and their advisors with 10 days to respond before report
- Written investigative report “fairly summarizes the relevant evidence” provided to parties and advisors at least 10 days before hearing or other determination of responsibility



During an investigation, the investigator can tell an employee Respondent not to talk to coworkers, parents, or other members of the school community about the complaint.

True or False?





Investigation 34 C.F.R. 106.45(b)(5)

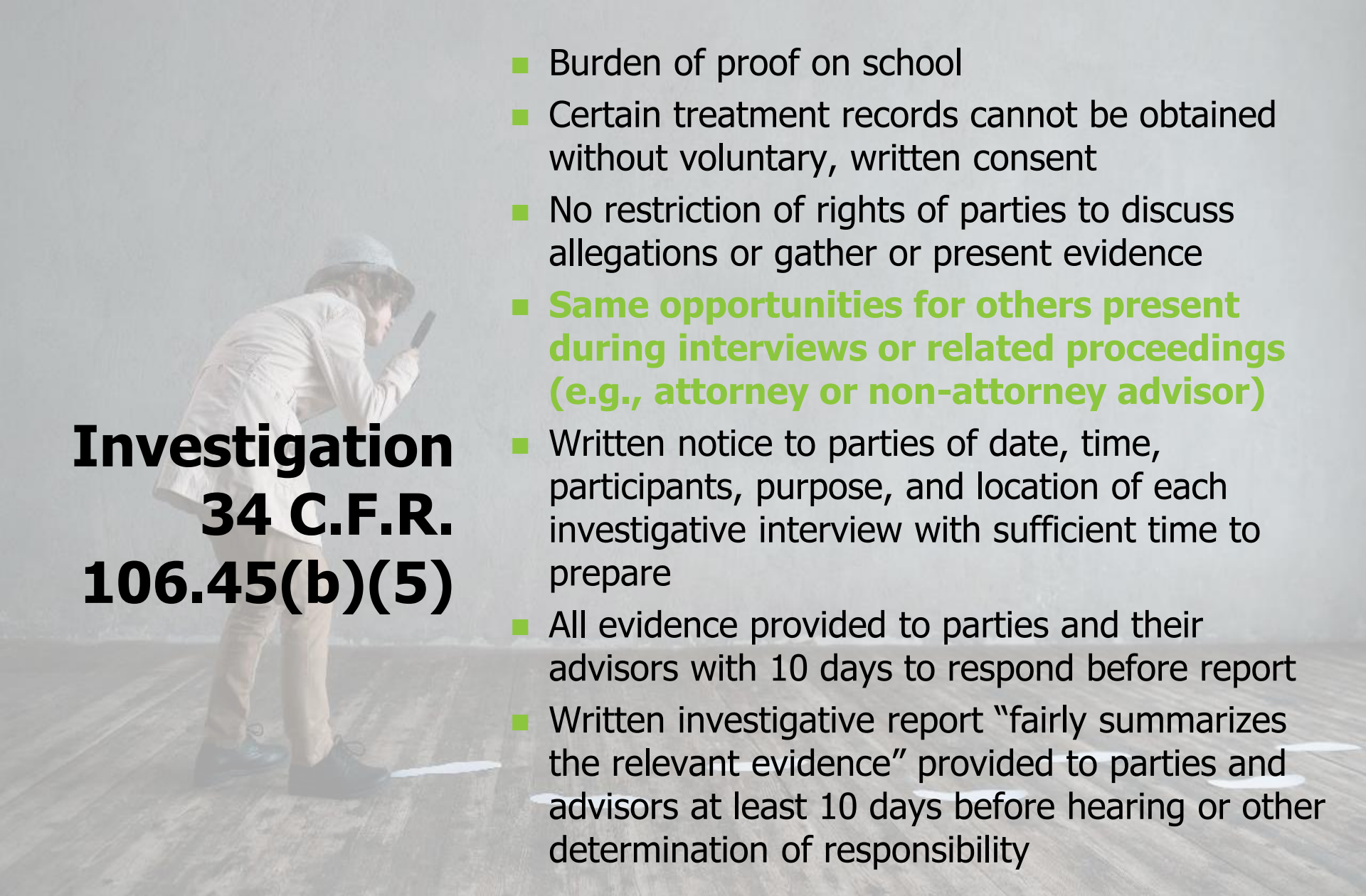
- Burden of proof on school
- Certain treatment records cannot be obtained without voluntary, written consent
- **No restriction of rights of parties to discuss allegations or gather or present evidence**
- Same opportunities for others present during interviews or related proceedings (e.g., attorney or non-attorney advisor)
- Written notice to parties of date, time, participants, purpose, and location of each investigative interview with sufficient time to prepare
- All evidence provided to parties and their advisors with 10 days to respond before report
- Written investigative report “fairly summarizes the relevant evidence” provided to parties and advisors at least 10 days before hearing or other determination of responsibility



Retaliation and Gag Orders

- Gag order not allowed
- Warn of risks from speaking about the complaint
- Notify all parties and witnesses of retaliation rights and encourage follow up





Investigation 34 C.F.R. 106.45(b)(5)

- Burden of proof on school
- Certain treatment records cannot be obtained without voluntary, written consent
- No restriction of rights of parties to discuss allegations or gather or present evidence
- **Same opportunities for others present during interviews or related proceedings (e.g., attorney or non-attorney advisor)**
- Written notice to parties of date, time, participants, purpose, and location of each investigative interview with sufficient time to prepare
- All evidence provided to parties and their advisors with 10 days to respond before report
- Written investigative report “fairly summarizes the relevant evidence” provided to parties and advisors at least 10 days before hearing or other determination of responsibility



What if the teacher wants to bring a priest to investigation meetings?

- The teacher can bring any advisor to any investigatory meeting.
- The teacher can bring an advisor, but it must be a union rep or a lawyer.



POLLING

Teacher brings an attorney to the investigative interview, and the attorney jumps in every time a question is asked. Can you kick out the advisor and continues the meeting?

- No, parties in Title IX matters have the right to an advisor at every meeting.**
- No, you should remind the advisor of the rules of decorum in place and warn that the advisor will be removed if the rules are not followed.**
- Yes, because you are allowed to have rules of decorum and if an advisor will not follow them there is no requirement to delay the investigation.**



Notices – Advisor Conduct

Notice to Advisors



Advisor
Conduct
Expectations



The Investigation Plan

- Witness List
- Order of Interviews
- Questions for Witnesses
- Physical Evidence Needed, e.g., records, documents, reports, photos, and letters



Cameron's Formal Complaint

- Cameron reports that the sexual assault occurred after a party. Bobbie and Ali (students) were at the party.
- After the party, Cameron told Robin, Cameron's roommate, what happened. Cameron also talked to a teacher, Mr. Smith.
- You are assigned the formal complaint and send the written notices of Title IX allegations to the parties



Concurrent with Law Enforcement

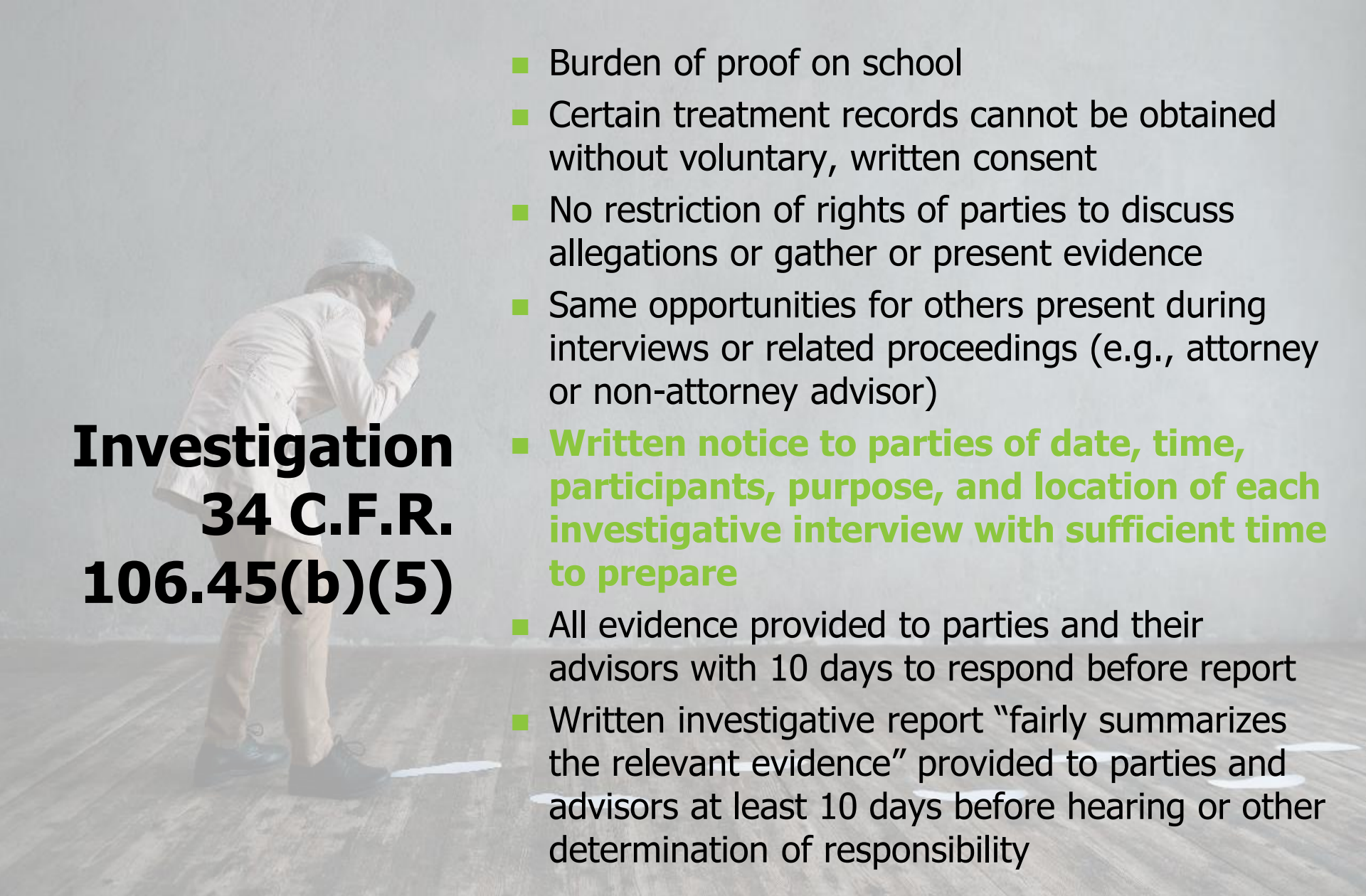
- Police plan to release evidence on a specific timeframe that is material to investigation
- Only “temporary” or “limited” allowed
- Not “more than briefly” beyond timeframes
- Not required





Order of Interviews





Investigation 34 C.F.R. 106.45(b)(5)

- Burden of proof on school
- Certain treatment records cannot be obtained without voluntary, written consent
- No restriction of rights of parties to discuss allegations or gather or present evidence
- Same opportunities for others present during interviews or related proceedings (e.g., attorney or non-attorney advisor)
- **Written notice to parties of date, time, participants, purpose, and location of each investigative interview with sufficient time to prepare**
- All evidence provided to parties and their advisors with 10 days to respond before report
- Written investigative report “fairly summarizes the relevant evidence” provided to parties and advisors at least 10 days before hearing or other determination of responsibility



Before Party Interviews

Written notice:

- Date, time, location, participants, purpose
- With sufficient time to prepare



Notices - Interviews

Notice of Interview

Notice of Title IX
Interview or
Meeting with Title
IX Party

Notice of Title IX
Interview or
Meeting with Non-
Party Witness



INVESTIGATION: CONDUCTING INTERVIEWS



Investigator Skill - Consistency

- Consistent Application of Procedures
 - Introduction
 - Representatives present
 - Concluding remarks
- Consistent Method of Notations
 - Exact words
 - Avoid assumptions or conclusions
 - Positive and negative comments



Interviewing Parties

- Have a purpose for each question
- Ask questions about allegations, evidence, and policy elements
- Don't be accusatory or argumentative
- Questions should not be long or confusing
- If you regret a question or comment, acknowledge, apologize, and rephrase



Interviewing Parties

- Avoid responses that are evaluative, if possible
- Listen carefully and adapt questions as needed
- Clarify colloquial terms or terms that have multiple meanings
- Be cautious about phrasing





**Victim
blaming**

Accusing

Judging

AVOID



Interviewing Witnesses

- Respect
- Avoid discussing theories or assessment of evidence
- Obtain account of events in detail
- Consistent procedure



Interviewing Witnesses

- Do not interview witnesses in groups
- Questions can shape answers
- Ask open-ended questions and listen
- Ask judgment free questions
- Avoid pronouns
- Avoid compound questions
- Ask follow-up questions



In your own words, what happened?

What did you witness?

Did you respond? If so, how?

For all: where, when, who present?



How did the conduct affect you?

What would you like to see as an outcome? (avoid making any promises)



Consider whether appropriate to ask for more incidents than offered

Instead, give options repeatedly “is there anything else you’d like to tell me or for me to look into?”

Ask parties what would you like to see as an outcome (but avoid making any promises)



More Interview Tips

- Allow ample time
- NEVER interrupt
 - “Flag” system for follow-up questions
- “Is there anything else?” – ask repeatedly



Interviews

- Ask for other sources of information (other witnesses or reviewable communications)
- Explain retaliation (both as potential retaliator and retaliatee)



Interviews

- What to expect about future contact (timing, updates, encourage follow-up to you)
- Follow up in writing to summarize any points that might need confirmation
- Send links/copies to policies if relevant



Interviewing the Respondent

- Avoid “guilty” or “innocent” language
- Acknowledge “pain”
- Define retaliation with specific examples
- Warn of risks speaking about the Complaint (avoid “gag order”)




Interviewing Difficult Witnesses

- Explain interview is opportunity to discuss events AND clear up misinformation
- Inform that refusal to cooperate may result in discipline
- Continue asking open ended questions
- **Don't** show frustration
- **Don't** assume why they are being difficult



Interviewing Other Witnesses

- Fairness to Respondent and Complainant
- Must be “thorough,” but not required to review all potential sources of evidence Complainant or Respondent identify



Potential Trauma for CP and RP



Practical Tips – Trauma

Acknowledge pain/difficult situation

"It's ok if you can't remember every detail. We will just focus on what you can recall." "I can tell this is difficult for you, I can give you a little time"



Do not demand starting at the beginning & providing every detail



Ask open ended questions



Emotions

- Silence is ok
- Empathy is ok (within reason/neutral) – “I can tell this is hard” “I’m sorry this is difficult”
- Allow breaks
- Remember equality not equity is goal for processes



Cardinal Sins of Interviewing

- Questions that are evaluative
- Long, confusing questions
- Sticking blindly to a script
- Using undefined terms (witness can define)
- Interrupting and rushing



Retaliation

- IN EVERY INTERVIEW, warn about retaliation and explain that a complaint can be filed if someone retaliates.
- Watch for different treatment
- Actions by staff in avoiding complainant
- Harassment by the Respondent or their friends



After Interviews

Reassess plan for
investigation after
Complainant
interview



Devon's Allegations

- Sexual assault by classmate on spring break trip last year
- Sexual harassment by classmate via Snapchat over the summer (off-campus, not on school tech or hours)
- A teacher asked Devon for a naked photo and Devon shared one



You're investigating Devon's complaint, when Devon ghosts you completely. Do you have to continue the complaint?

- Yes**
- No**



So the investigation is done....

- Must share evidence with both parties and advisors simultaneously with 10 days to respond before writing the report
 - Review/consider responses
 - Share responses with the other side



Notices – Review of Evidence

Sharing of Evidence

Notice of
Directly Related
Evidence

Notice of Other
Party's Written
Response to
Evidence



Investigation Report

- Applicable policies and procedures
- Timeline of investigation
- Description of allegations
- Unbiased summary of evidence gathered, including interviews
- Credibility determination(s)



Notices – Investigative Report

Investigative Report

Title IX Investigative Report

Notice of Investigative Report

Notice of Other Party's Written Response

Transmittal Cover Letter to Decision-maker at Conclusion of Investigation



Recordkeeping/File Maintenance



Investigation File

- What should be in “the file”?
 - Complaint
 - Applicable Policies
 - Investigation Plan
 - Records of Communications
 - Interview Notes
 - Documents Collected
 - Report/Recommendations



CONFIDENTIAL



Interview Notes

- Include: Facts + Statements
(consider quotes)
- Don't Include: Conclusions + Judgements
- Label: Name of Witness, Date, Time, Interviewer, Location, Method, Those Present



Recordkeeping Essentials

- Overview of Required Recordkeeping
- File Checklist



Questions





Business, Facilities & Real Estate
Charter School
eMatters
Governance & Leadership
Labor & Employment
Litigation
Student Services & Special Education
Higher Education

FRESNO | INLAND EMPIRE | LOS ANGELES
OAKLAND | SACRAMENTO | SAN DIEGO

www.f3law.com

Information in this presentation, including but not limited to PowerPoint handouts and the presenters' comments, is summary only and not legal advice. We advise you to consult with legal counsel to determine how this information may apply to your specific facts and circumstances.



© Franczek P.C. 2020. © Fagen Friedman & Fulfroost LLP 2020. These materials are not legal advice. These materials are subject to a LIMITED LICENSE AND COPYRIGHT. These materials are proprietary and are owned and copyrighted by Franczek P.C. and Fagen Friedman & Fulfroost LLP. As training materials used to train Title IX personnel, these materials must be posted publicly by any organization or entity that purchased training for its Title IX personnel using these materials on that organization or entity's website or, if it has no website, must be made available by any such organization or entity for inspection and review at its offices. Accordingly, Franczek P.C. and Fagen Friedman & Fulfroost LLP have granted a LIMITED LICENSE to the organization or entity that lawfully purchased training using these materials (the "LICENSEE") to post these materials on its website or otherwise make them available as required by 34 C.F.R. 106.45(B)(10). The LICENSEE and any party who in any way receives and/or uses these materials agree to accept all terms and conditions and to abide by all provisions of this LIMITED LICENSE. Only the LICENSEE may post these materials on its website, and the materials may be posted only for purposes of review/inspection by the public; they may not be displayed, posted, shared, published, or used for any other purpose. Franczek P.C. and Fagen Friedman & Fulfroost LLP do not authorize any other public display, sharing, posting, or publication of these materials by the LICENSEE or any other party and do not authorize any use whatsoever by any party other than the LICENSEE. No party, including the LICENSEE, is authorized to copy, adapt, or otherwise use these materials without explicit written permission from Franczek P.C. and Fagen Friedman & Fulfroost LLP. No party, including the LICENSEE, is authorized to remove this LIMITED LICENSE AND COPYRIGHT language from any version of these materials or any copy thereof. Should any party, including the LICENSEE, display, post, share, publish, or otherwise use these materials in any manner other than that authorized by this LIMITED LICENSE, Franczek P.C. and Fagen Friedman & Fulfroost LLP will exercise all available legal rights and seek all available legal remedies including, but not limited to, directing the party to immediately remove any improperly posted content, cease and desist any unauthorized use, and compensate Franczek P.C. and Fagen Friedman & Fulfroost LLP for any unauthorized use to the extent authorized by copyright and other law. These materials may not be used by any party, including the LICENSEE, for any commercial purpose unless expressly authorized in writing by Franczek P.C. and Fagen Friedman & Fulfroost LLP. No other rights are provided, and all other rights are reserved.

Information in this presentation, including but not limited to PowerPoint handouts and the presenters' comments, is summary only and not legal advice. We advise you to consult with legal counsel to determine how this information may apply to your specific facts and circumstances.

